



Thermo Scientific SGC-1 Sequencing Gel Caster
SGC-1 Sequencing Gel Caster Instructions


1. Place a clean plate and spacers on the adjustable platform. Adjust the platform to fit.



2. Pour the acrylamide solution onto the bottom plate while slowly sliding the top plate into position.



3. Capillary action wicks polyacrylamide between the glass plates for a perfect bubble free gel.



© 2012 Thermo Fisher Scientific Inc. All rights reserved. All trademarks are the property of Thermo Fisher Scientific Inc. and its subsidiaries. Specifications, terms and pricing are subject to change. Not all products are available in all countries. Please consult your local sales representative for details.

>> For more information, visit: www.thermoscientific.com/owlsci