



**Thermo Scientific D2 Wide Gel Caster  
Gel Casting With Owl's External Caster**


**1. Place the UVT gel tray into the external gel caster. The gasketed sides of the UVT gel tray form a leak proof seal along the side of the external gel caster.**



**2. Prepare and pour warm (>60o) agarose solution onto the UVT gel tray(s).**



**3. Place comb(s) into slots provided on walls of UVT gel tray. Once the gel has solidified, place the UVT gel tray into the buffer chamber, add buffer, load samples, and run the gel.**



© 2012 Thermo Fisher Scientific Inc. All rights reserved. All trademarks are the property of Thermo Fisher Scientific Inc. and its subsidiaries. Specifications, terms and pricing are subject to change. Not all products are available in all countries. Please consult your local sales representative for details.

>> For more information, visit: [www.thermoscientific.com/owlsci](http://www.thermoscientific.com/owlsci)