



**Thermo Scientific C2-S Micro Gel Caster
Gel Casting Using the Owl Micro Gel System Model**


1. Place the 2" X 3" glass slide onto the base of the caster.




2. Prepare and pour agarose solution onto the glass slide in the gel casting tray. Place comb into the slots located on the slides of the caster.



3. Once completely solidified, push one finger up through the hole in the center of the caster and remove the glass slide.



4. Place the glass on the platform of the buffer chamber. Add buffer, load samples and run the gel.



© 2012 Thermo Fisher Scientific Inc. All rights reserved. All trademarks are the property of Thermo Fisher Scientific Inc. and its subsidiaries. Specifications, terms and pricing are subject to change. Not all products are available in all countries. Please consult your local sales representative for details.

>> For more information, visit: www.thermoscientific.com/owlsci