



**Thermo Scientific A2 Gel Caster
Gel Casting Using Owl's End Gate Casting System**


1. Place the two end gates into the tray with the gasket side facing out.



2. Prepare and pour warm (>60o) agarose solution onto the UVT gel tray(s).



3. Place combs into slots provided on the walls of the UVT gel tray.



4. Remove the end gates, place the UVT gel tray in the buffer chamber, add buffer, load samples, and run the gel.



© 2012 Thermo Fisher Scientific Inc. All rights reserved. All trademarks are the property of Thermo Fisher Scientific Inc. and its subsidiaries. Specifications, terms and pricing are subject to change. Not all products are available in all countries. Please consult your local sales representative for details.

>> For more information, visit: www.thermoscientific.com/owlsci